

The NATGAS Billboard Advantage

Supply

Production Trends

Imports from Canada and LNG

Expansions and Infrastructure Impacts

Maintenance Impacts

Demand

Power, Industrial and Res/Comm Consumption

15-Day Temperature and Demand Outlook

Export Flows & Expansions (Mexico and LNG)

Temperature-Adjusted Demand

Storage

4-Week Outlook of the EIA Storage Report

Season-Ending Inventory Estimate

Daily Adjustments (based on changing fundamentals)

Surplus/Deficit Trends

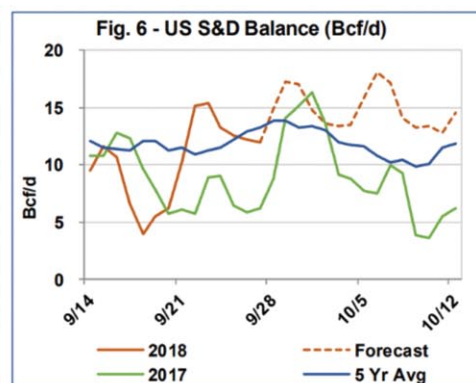
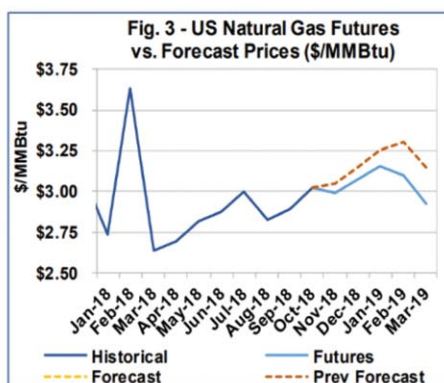
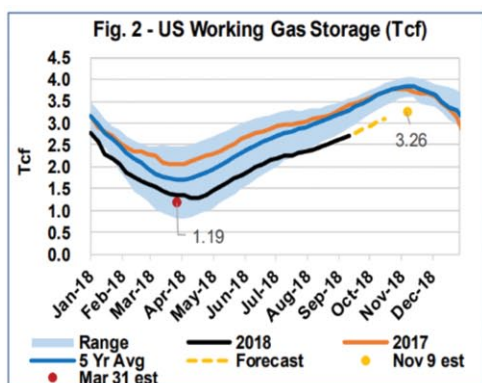
Price

RBN's 7-Month Price Forecast

Daily and Historical CME/NYMEX Henry Hub Contract Settlements

Price Drivers (daily moves, forward direction)

Follow U.S. Natural Gas Supply and Demand Developments



RBN
ANALYSIS
& INSIGHTS



IAF
ADVISORS
SUPPLY-DEMAND
MODELS



NATGAS
BILLBOARD
OUTLOOK

Want to Learn More?

For information and pricing for RBN's *NATGAS Billboard* report, please visit us at RBNEnergy.com or contact **TJ Braziel**, Director of Client Services tjbraziel@rbnenergy.com

Follow us on    